

# 5C LifeMode Group: GenXurban Parks and Rec

**US Households:** 2,449,600  
**Average Household Size:** 2.51

**Median Age:** 40.8  
**Median Household Income:** \$60,000

## WHO ARE WE?

These practical suburbanites have achieved the dream of home ownership. They have purchased homes that are within their means. Their homes are older, and town homes and duplexes are not uncommon. Many of these families are two-income married couples approaching retirement age; they are comfortable in their jobs and their homes, budget wisely, but do not plan on retiring anytime soon or moving. Neighborhoods are well established, as are the amenities and programs that supported their now independent children through school and college. The appeal of these kid-friendly neighborhoods is now attracting a new generation of young couples.

## OUR NEIGHBORHOOD

- Homes are primarily owner occupied, single-family residences built prior to 1970; town homes and duplexes are scattered through the neighborhoods.
- Both median home value and average rent are close to the national level.
- Households by type mirror the US distribution; married couples, more without children, dominate. Average household size is slightly lower at 2.51, but this market is also a bit older.

## SOCIOECONOMIC TRAITS

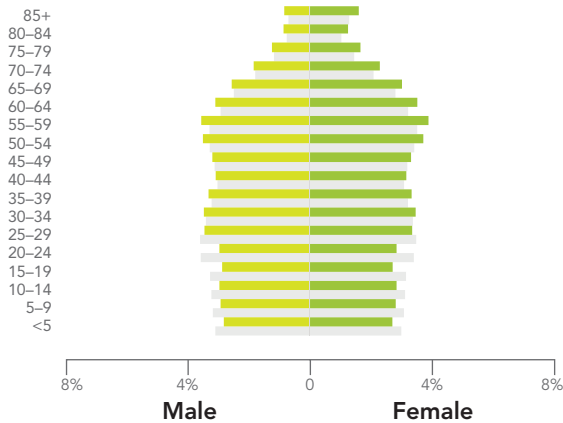
- More than half of the population is college educated.
- Older residents draw Social Security and retirement income.
- The work force is diverse: professionals in health care, retail trade, and education, or skilled workers in manufacturing and construction.
- This is a financially shrewd market; consumers are careful to research their big-ticket purchases.
- When planning trips, they search for discounted airline fares and hotels and choose to vacation within the US.
- These practical residents tend to use their cell phones for calls and texting only.

# 5C LifeMode Group: GenXurban Parks and Rec

## AGE BY SEX (Esri data)

**Median Age: 40.9** US: 38.2

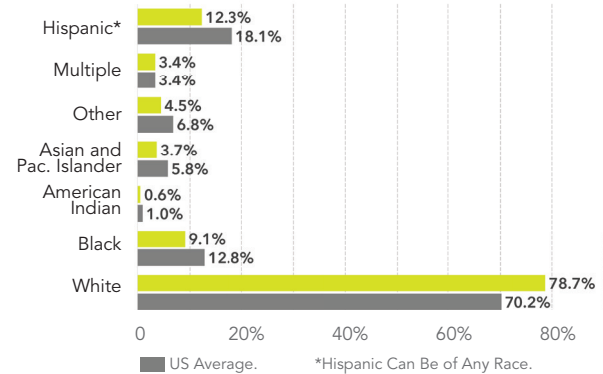
■ Indicates US



## RACE AND ETHNICITY (Esri data)

The Diversity Index summarizes racial and ethnic diversity. The index shows the likelihood that two persons, chosen at random from the same area, belong to different race or ethnic groups. The index ranges from 0 (no diversity) to 100 (complete diversity).

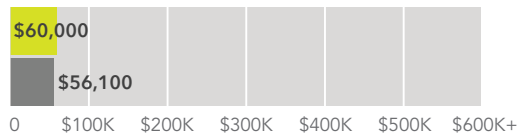
**Diversity Index: 50.7** US: 64.0




## INCOME AND NET WORTH

Net worth measures total household assets (homes, vehicles, investments, etc.) less any debts, secured (e.g., mortgages) or unsecured (credit cards). Household income and net worth are estimated by Esri.

### Median Household Income



### Median Net Worth



## HOUSING

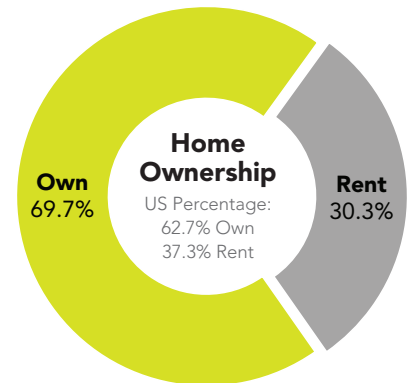
Median home value is displayed for markets that are primarily owner occupied; average rent is shown for renter-occupied markets. Tenure and home value are estimated by Esri. Housing type and average rent are from the Census Bureau's American Community Survey.



**Typical Housing:**  
Single Family

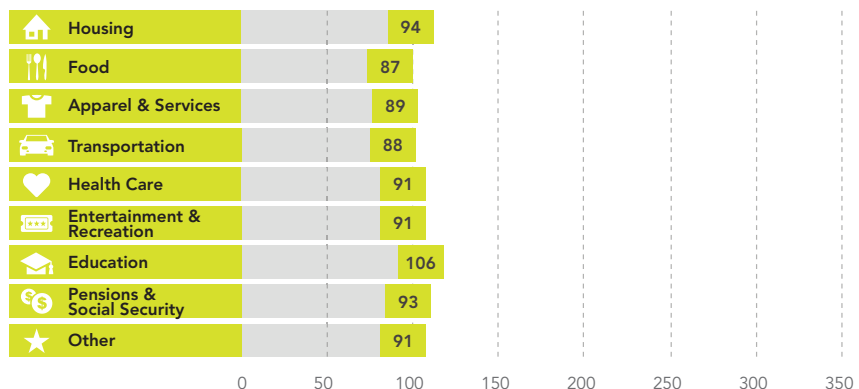
**Median Value:**  
\$198,500

US Median: \$207,300



## AVERAGE HOUSEHOLD BUDGET INDEX

The index compares the average amount spent in this market's household budgets for housing, food, apparel, etc., to the average amount spent by all US households. An index of 100 is average. An index of 120 shows that average spending by consumers in this market is 20 percent above the national average. Consumer expenditures are estimated by Esri.



# 5C LifeMode Group: GenXurban Parks and Rec

## Market Profile

- Cost and practicality come first when purchasing a vehicle; Parks and Rec residents are more likely to buy SUVs or trucks over compact or subcompact vehicles.
- Budget-conscious consumers stock up on staples at warehouse clubs.
- Pass time at home watching documentaries on Animal Planet, Discovery, or History channels. For an outing, they choose to dine out at family-style restaurants and attend movies. Between trips to the casinos, they gamble on lottery tickets and practice their blackjack and poker skills online.
- Convenience is important in the kitchen; they regularly use frozen or packaged main course meals. Ground coffee is preferred over coffee beans.
- Residents here take advantage of local parks and recreational activities. Their exercise routine is a balance of home-based exercise; a session at their local community gym; or a quick jog, swim, or run.

## OCCUPATION BY EARNINGS

The five occupations with the highest number of workers in the market are displayed by median earnings. Data from the Census Bureau's American Community Survey.

