

2D LifeMode Group: Upscale Avenues Enterprising Professionals

US Households: 1,737,200
Average Household Size: 2.48

Median Age: 35.3
Median Household Income: \$86,600

WHO ARE WE?

Enterprising Professionals residents are well educated and climbing the ladder in STEM (science, technology, engineering, and mathematics) occupations. They change jobs often and therefore choose to live in condos, town homes, or apartments; many still rent their homes. The market is fast-growing, located in lower density neighborhoods of large metro areas. Enterprising Professionals residents are diverse, with Asians making up over one-fifth of the population. This young market makes over one and a half times more income than the US median, supplementing their income with high-risk investments. At home, they enjoy the Internet and TV on high-speed connections with premier channels and services.

OUR NEIGHBORHOOD

- Almost half of households are married couples, and 29% are single person households.
- Housing is a mixture of suburban single-family homes, row homes, and larger multiunit structures.
- Close to three quarters of the homes were built after 1980; 25% are newer, built after 2000.
- Renters make up nearly half of all households.

SOCIOECONOMIC TRAITS

- Median household income one and a half times that of the US.
- Over half hold a bachelor's degree or higher.
- Early adopters of new technology in hopes of impressing peers with new gadgets.
- Enjoy talking about and giving advice on technology.
- Half have smartphones and use them for news, accessing search engines, and maps.
- Work long hours in front of a computer.
- Strive to stay youthful and healthy, eat organic and natural foods, run and do yoga.
- Buy name brands and trendy clothes online.

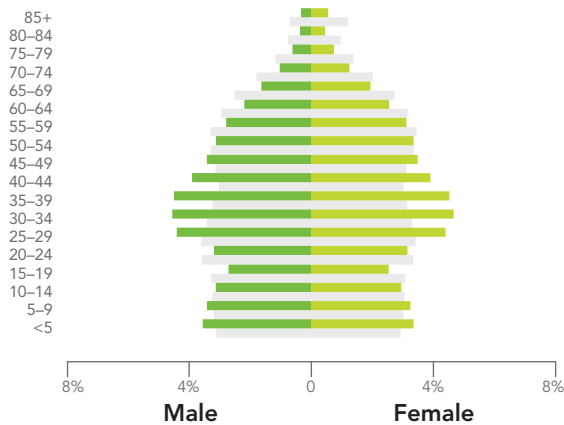
2D LifeMode Group: Upscale Avenues

Enterprising Professionals

AGE BY SEX (Esri data)

Median Age: 35.3 US: 38.2

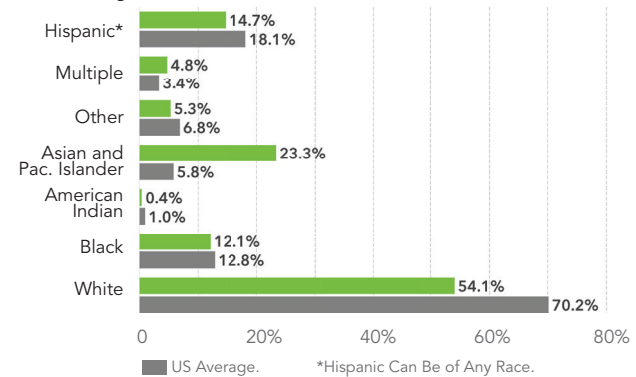
■ Indicates US



RACE AND ETHNICITY (Esri data)

The Diversity Index summarizes racial and ethnic diversity. The index shows the likelihood that two persons, chosen at random from the same area, belong to different race or ethnic groups. The index ranges from 0 (no diversity) to 100 (complete diversity).

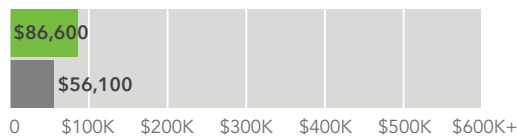
Diversity Index: 73.0 US: 64.0




INCOME AND NET WORTH

Net worth measures total household assets (homes, vehicles, investments, etc.) less any debts, secured (e.g., mortgages) or unsecured (credit cards). Household income and net worth are estimated by Esri.

Median Household Income



Median Net Worth



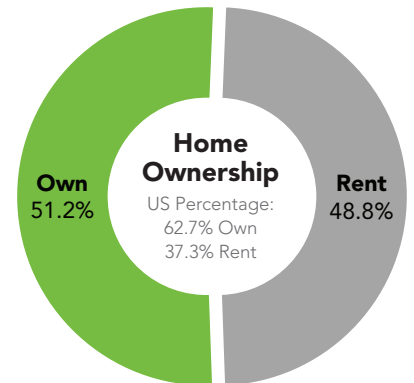
HOUSING

Median home value is displayed for markets that are primarily owner occupied; average rent is shown for renter-occupied markets. Tenure and home value are estimated by Esri. Housing type and average rent are from the Census Bureau's American Community Survey.



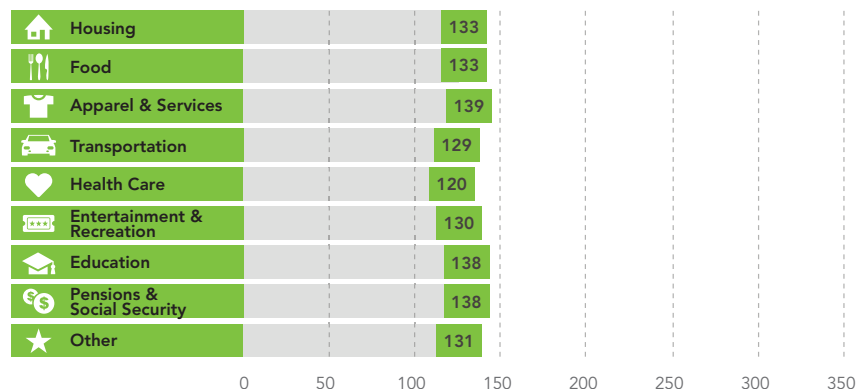
Typical Housing:
Multiunits;
Single Family

Median Value:
\$340,200



AVERAGE HOUSEHOLD BUDGET INDEX

The index compares the average amount spent in this market's household budgets for housing, food, apparel, etc., to the average amount spent by all US households. An index of 100 is average. An index of 120 shows that average spending by consumers in this market is 20 percent above the national average. Consumer expenditures are estimated by Esri.



2D LifeMode Group: Upscale Avenues Enterprising Professionals

Market Profile

- Buy digital books for tablet reading, along with magazines and newspapers.
- Frequent the dry cleaner.
- Travel to foreign and domestic destinations common.
- Watch movies and TV with video-on-demand and HDTV over a high-speed connection.
- Convenience is key—shop at Amazon.com and pick up drugs at the Target pharmacy.
- Eat out at The Cheesecake Factory, Chipotle Mexican, and Panera Bread; drop by Starbucks for coffee.
- Leisure activities include gambling, trips to museums and the beach.
- Have health insurance and a 401(k) through work.

OCCUPATION BY EARNINGS

The five occupations with the highest number of workers in the market are displayed by median earnings. Data from the Census Bureau's American Community Survey.

