

1B LifeMode Group: Affluent Estates Professional Pride

US Households: 1,982,300
Average Household Size: 3.13

Median Age: 40.8
Median Household Income: \$138,100

WHO ARE WE?

Professional Pride consumers are well-educated career professionals that have prospered through the Great Recession. To maintain their upscale suburban lifestyles, these goal oriented couples work, often commuting far and working long hours. However, their schedules are fine-tuned to meet the needs of their school age children. They are financially savvy; they invest wisely and benefit from interest and dividend income. So far, these established families have accumulated an average of 1.6 million dollars in net worth, and their annual household income runs at more than twice the US level. They take pride in their newer homes and spend valuable time and energy upgrading. Their homes are furnished with the latest in home trends, including finished basements equipped with home gyms and in-home theaters.

OUR NEIGHBORHOOD

- Typically owner occupied (Index 146), single-family homes are in newer neighborhoods: 67% of units were built in the last 20 years.
- Neighborhoods are primarily located in the suburban periphery of large metropolitan areas.
- Most households own three or more vehicles; long commutes are the norm.
- Homes are valued at more than twice the US median home value, although three out of four homeowners have mortgages to pay off.
- Families are mostly married couples (almost 80% of households), and nearly half of these families have kids. Their average household size, 3.13, reflects the presence of children.

SOCIOECONOMIC TRAITS

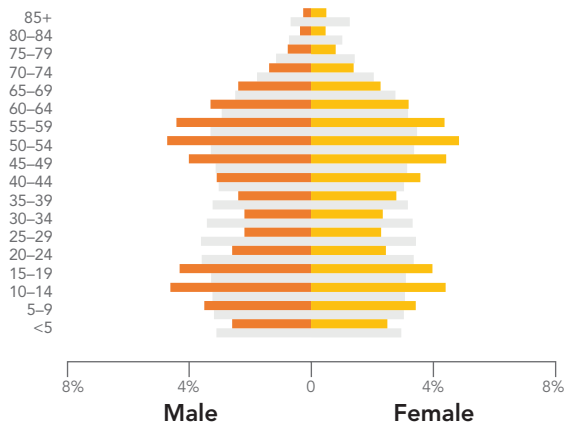
- Professional Pride consumers are highly qualified in the science, technology, law, or finance fields; they've worked hard to build their professional reputation or their start-up businesses.
- These consumers are willing to risk their accumulated wealth in the stock market.
- They have a preferred financial institution, regularly read financial news, and use the Internet for banking transactions.
- These residents are goal oriented and strive for lifelong earning and learning.
- Life here is well organized; routine is a key ingredient to daily life.

1B LifeMode Group: Affluent Estates Professional Pride

AGE BY SEX (Esri data)

Median Age: 40.8 US: 38.2

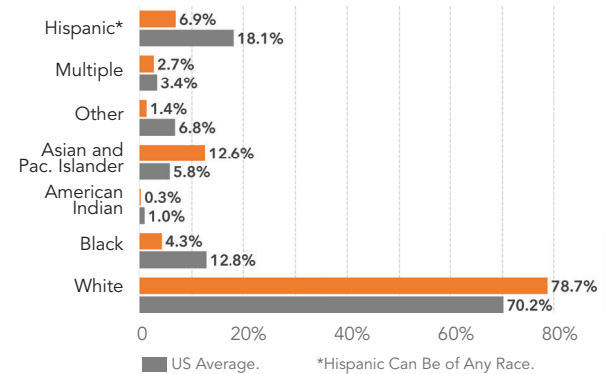
■ Indicates US



RACE AND ETHNICITY (Esri data)

The Diversity Index summarizes racial and ethnic diversity. The index shows the likelihood that two persons, chosen at random from the same area, belong to different race or ethnic groups. The index ranges from 0 (no diversity) to 100 (complete diversity).

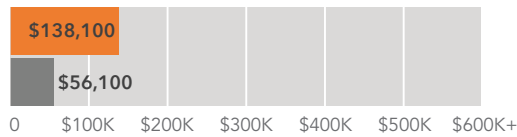
Diversity Index: 44.5 US: 64.0



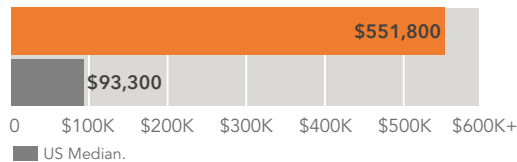
INCOME AND NET WORTH

Net worth measures total household assets (homes, vehicles, investments, etc.) less any debts, secured (e.g., mortgages) or unsecured (credit cards). Household income and net worth are estimated by Esri.

Median Household Income



Median Net Worth



HOUSING

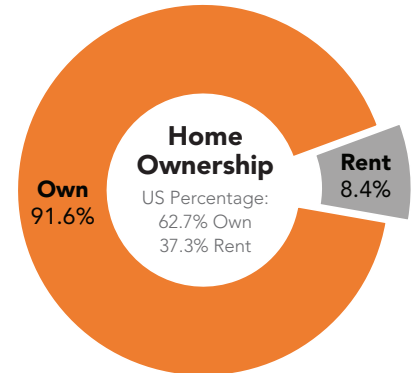
Median home value is displayed for markets that are primarily owner occupied; average rent is shown for renter-occupied markets. Tenure and home value are estimated by Esri. Housing type and average rent are from the Census Bureau's American Community Survey.



Typical Housing:
Single Family

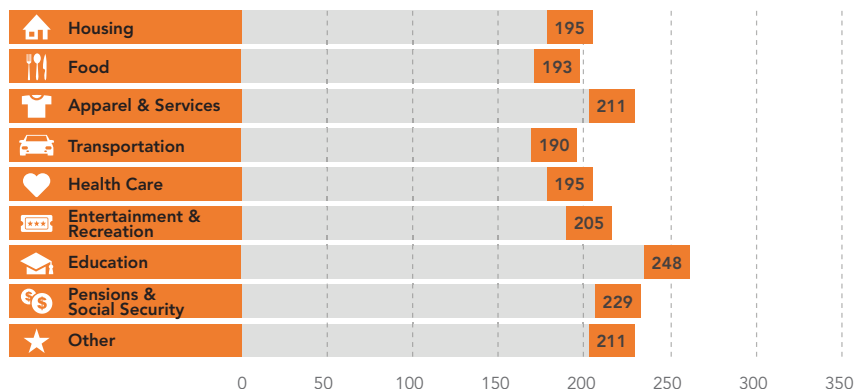
Median Value:
\$433,400

US Median: \$207,300



AVERAGE HOUSEHOLD BUDGET INDEX

The index compares the average amount spent in this market's household budgets for housing, food, apparel, etc., to the average amount spent by all US households. An index of 100 is average. An index of 120 shows that average spending by consumers in this market is 20 percent above the national average. Consumer expenditures are estimated by Esri.



1B LifeMode Group: Affluent Estates Professional Pride

Market Profile

- These frequent travelers take several domestic trips a year, preferring to book their plane tickets, accommodations, and rental cars via the Internet.
- Residents take pride in their picture-perfect homes, which they continually upgrade. They shop at Home Depot and Bed Bath & Beyond to tackle the smaller home improvement and remodeling tasks but contract out the larger projects.
- To keep up with their busy households, they hire housekeepers or professional cleaners.
- Residents are prepared for the ups and downs in life; they maintain life insurance; homeowners and auto insurance; as well as medical, vision, dental, and prescription insurance through work. They are actively investing for the future; they hold 401(k) and IRA retirement plans, plus securities.
- Consumers spend on credit but have the disposable income to avoid a balance on their credit cards. They spend heavily on Internet shopping; Amazon.com is a favorite website.
- Consumers find time in their busy schedules for themselves. They work out in their home gyms, owning at least a treadmill, an elliptical, or weightlifting equipment. They also visit the salon and spa regularly.
- All family members are avid readers; they read on their smartphones, tablets, and e-readers but also read hard copies of epicurean, home service, and sports magazines.
- Residents, both young and old, are tech savvy; they not only own the latest and greatest in tablets, smartphones, and laptops but actually use the features each has to offer.

OCCUPATION BY EARNINGS

The five occupations with the highest number of workers in the market are displayed by median earnings. Data from the Census Bureau's American Community Survey.

