

11A LifeMode Group: Midtown Singles City Strivers

US Households: 962,900
Average Household Size: 2.78

Median Age: 35.3
Median Household Income: \$44,700

WHO ARE WE?

These high density city neighborhoods are characterized by a relatively young foreign-born population who have embraced the American lifestyle, yet retained their cultural integrity. To support their lifestyle, City Strivers residents commute long distances to find work in the service, healthcare, or retail industry. Their hard-earned wages and salary income goes toward relatively high rents in older multiunit buildings, but they've chosen these neighborhoods to maintain ties to their culture. Single parents are often the recipients of Supplemental Security Income and public assistance, but their close-knit community provides the invaluable support needed while they work. City Strivers consumers are bold in their purchasing decisions; they seek out deals on branded clothing, sometimes indulge in restaurants and personal services, and splurge on their cable TV package.

OUR NEIGHBORHOOD

- Densely populated neighborhoods located primarily in New York, Boston, Washington, or Chicago.
- Primarily renters living in older, multiunit structures built before 1950; smaller buildings with 2–4 units the most popular in this market; relatively high rental rates at more than \$1,100 monthly (Index 108).
- A blend of family households, married couples and single parents with younger or adult children, as well as single-person households; average household size 2.78.
- Work outside their county of residence, with almost one-fourth commuting 60 or more minutes to work; average travel time to work of 38 minutes the highest of any Tapestry market; use of public transportation common.

SOCIOECONOMIC TRAITS

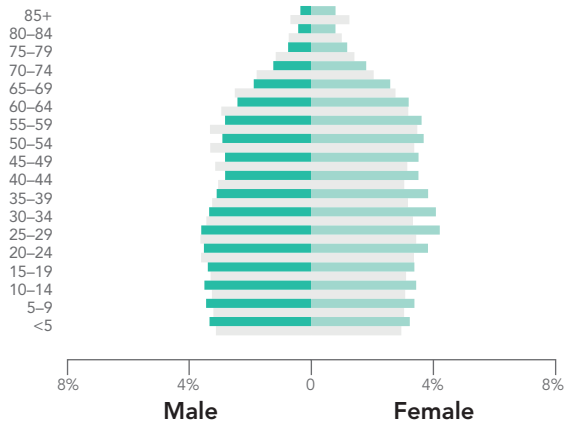
- One in five households here are in poverty, but City Strivers residents rely more on wage and salary income. Half have some college education.
- Labor force participation is slightly below the national average - with the unemployment rate above average.
- They work in health care, transportation, social services, and protective services.
- Style and image are important to these consumers. Current trends are a strong influence on their shopping habits.
- They often make impulse purchases and try new brands and technologies, but do look for the approval of their friends.
- These sociable consumers exhibit boldness in their decisions and aren't afraid to share their opinion. They share strong cultural integrity.

11A LifeMode Group: Midtown Singles City Strivers

AGE BY SEX (Esri data)

Median Age: 35.3 US: 38.2

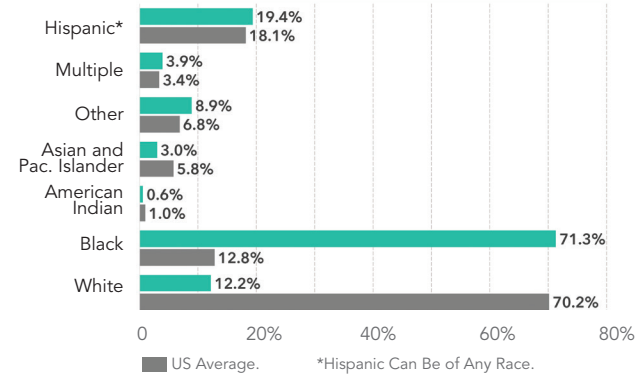
■ Indicates US



RACE AND ETHNICITY (Esri data)

The Diversity Index summarizes racial and ethnic diversity. The index shows the likelihood that two persons, chosen at random from the same area, belong to different race or ethnic groups. The index ranges from 0 (no diversity) to 100 (complete diversity).

Diversity Index: 63.9 US: 64.0




INCOME AND NET WORTH

Net worth measures total household assets (homes, vehicles, investments, etc.) less any debts, secured (e.g., mortgages) or unsecured (credit cards). Household income and net worth are estimated by Esri.

Median Household Income



Median Net Worth



HOUSING

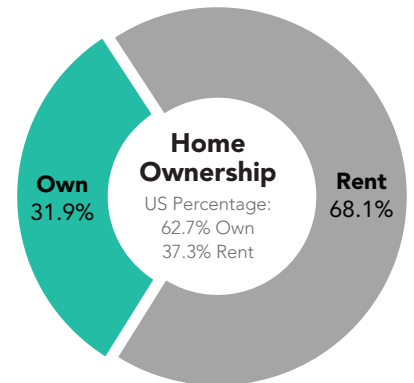
Median home value is displayed for markets that are primarily owner occupied; average rent is shown for renter-occupied markets. Tenure and home value are estimated by Esri. Housing type and average rent are from the Census Bureau's American Community Survey.



Typical Housing:
High-Density Apartments

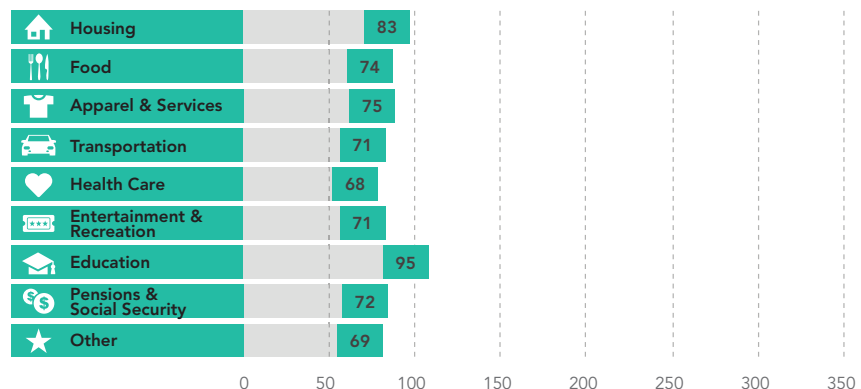
Average Rent:
\$1,122

US Average: \$1,038



AVERAGE HOUSEHOLD BUDGET INDEX

The index compares the average amount spent in this market's household budgets for housing, food, apparel, etc., to the average amount spent by all US households. An index of 100 is average. An index of 120 shows that average spending by consumers in this market is 20 percent above the national average. Consumer expenditures are estimated by Esri.



11A LifeMode Group: Midtown Singles City Strivers

Market Profile

- City Strivers residents shop at discount retailers and warehouse clubs for the basics, but do occasionally treat themselves to a meal at Applebee's, or T.G.I. Friday's. They frequently try their luck with the lottery.
- These image-conscious consumers indulge in pedicures and manicures, purchase tooth whiteners, and exercise to stay in shape. They prefer to shop around for clearance deals on branded apparel at Marshalls or Old Navy, but sometimes shop at Abercrombie & Fitch.
- Once in a while, they do watch a movie at the theater, but prefer to catch movies on premium TV channels such as HBO, Starz, and Showtime. They enjoy BET, MTV, CNN, and Discovery Channel also. Listening to R&B, hip hop, gospel, and reggae music on the radio complements their in-home entertainment.
- Bundled with their cable service, most residents have high-speed Internet access on their older desktops.
- More than a third of households maintain a savings account. They are just as comfortable banking online as in person.

OCCUPATION BY EARNINGS

The five occupations with the highest number of workers in the market are displayed by median earnings. Data from the Census Bureau's American Community Survey.

